

Date : 30/12/2020

Deccan Education Society's
Brihan Maharashtra College of Commerce, Pune
(Autonomous)


M.com. Part I Year Down Students Admission: 2020-21

The students of M.Com. from BMCC should note the following instructions regarding admission

Admission forms will open on 31st December 2020 & will close on 5th January 2021 till midnight. Before filling online admission form a student must read notice carefully.

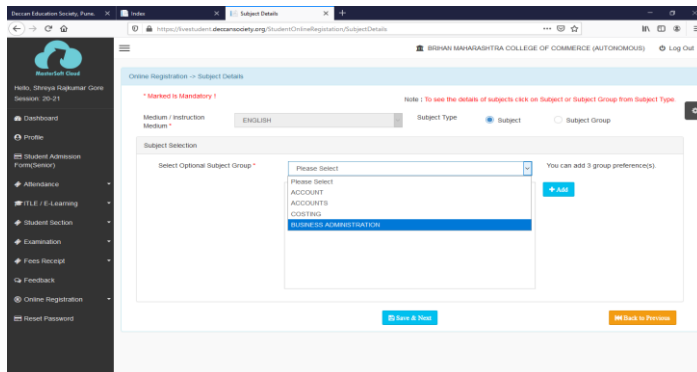
Procedure to fill online admission form :-

- Log on to <https://livestudent.deccansociety.org>



- Click on Get User Id & Password. Enter your register Mobile No then you will get User Id , password. After Login with same,

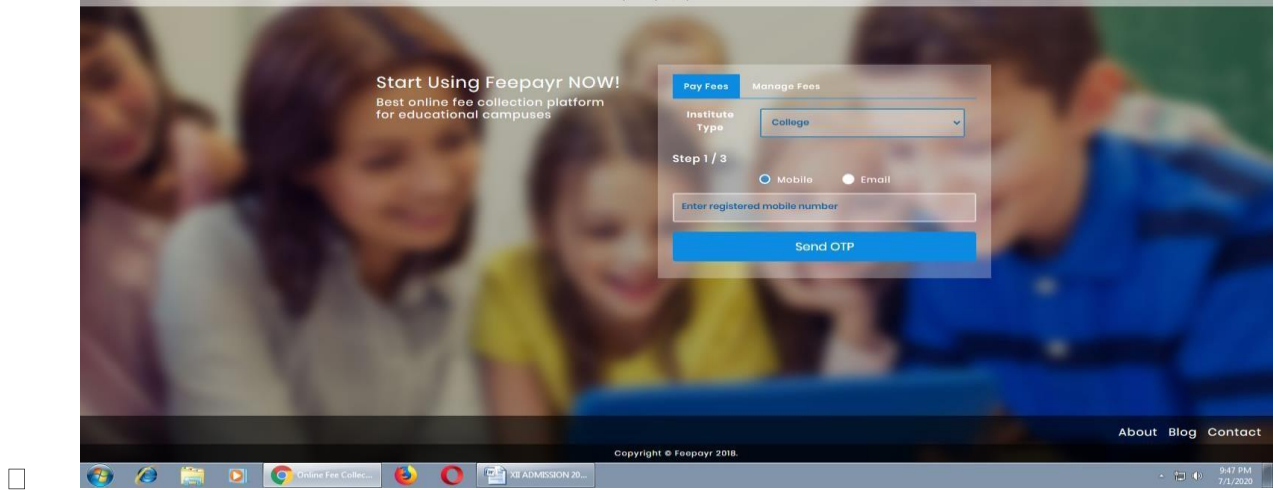
- Click on **Online Registration** Tab on the Dashboard. Fill up all your personal and other mandatory details on respective pages Photograph passport size (500 kB) in JPG format
.Signature size (300 kb) in JPG format
 - Please verify all the personal and other details and make necessary corrections if required. (Red * indicate mandatory field)
1. Special subject selected by the student in M.Com. Part I will continue In M.Com. Part II. Division allotted to the student in M.Com. Part I will be same in M.Com. Part II.



- After filling all details click on confirm button.
- Filled admission form will be displayed, then take printout. When college will start, students have to submit hardcopy along with documents i.e Fee receipt, Caste Certificate (if applicable) to the office.
- Hamipatra is applicable only for Reservation students.
- **If any query while filling admission form, contact office 020-67656200 Or mail us on mcomadmission2020@despune.org**

Imp Note :All students should note that after confirmation of Admission form, next day they can pay the fees after receiving SMS from College.

- You can make the payment with following link.following Website:
 - <https://feepayr.deccansociety.org>
 - Select Institute Type: -- College
 - Enter your mobile number which you Register with the College.
 - Enter OTP and then click on Submit button.



- Click on tab **‘Pay now’**.
- The window for payment will be opened showing following three options
- Credit card 2) Debit card 3) Net banking
- Once the payment is done, the feepayr will give the message **‘Your transaction is successful ‘along with a receipt by feepayr.**
- After completing any of the above Online Fee Payment procedure, College fee receipt will be generated in Feepayr log in
- **Payment history Tab -→Detail Receipt-→Print**

Note - Students who are eligible to receive concessions under various Govt. Schemes like EBC / PTC / BC etc. may pay the minimum fees as prescribed and they should fill the necessary online Form within the period displayed on Notice Board / College Website and please check Maharashtra Government website regularly for the same .

Website : <https://mahadbtmahait.gov.in/>

Co-Ordinator, M.Com.Course