

Deccan Education Society's

## **Brihan Maharashtra College of Commerce, Pune**

**Notice for S. Y. J. C. (Academic Year 2021-22) Students**

**Date: 06/06/2021**

### Notice for admission procedure

All the students of S. Y. J. C. (F.Y.J.C. passed from B.M.C.C. only) are informed that the link for admission of academic year 2021-22 will remain open from **06/06/2021** to **16/06/2021**. Students should complete the procedure as per following instruction carefully.

#### INSTRUCTIONS

- Online admission procedure will be available from **06/06/2021** to **16/06/2021** only.
- Students should note that online admission procedure is necessary to complete in the given period, it will not possible to reschedule it.
- Student's details (name, caste, place of birth, mother's name, Date of Birth etc.) should be **correct as per 10<sup>th</sup> mark sheet and leaving certificate for further record.**
- Please verify all the personal and other details and make necessary corrections if required. (Red \* indicate mandatory field)
- **The students have to submit hard copy of admission form along with payment receipt, undertaking, annexure & F.Y.J. C. mark sheet** when College will open regularly, so please keep print out of same. It will be communicated by notice on College website [www.bmcc.ac.in](http://www.bmcc.ac.in)

Supervisor

Vice Pincipal

## Procedure for Online Admission for S. Y. J. C.

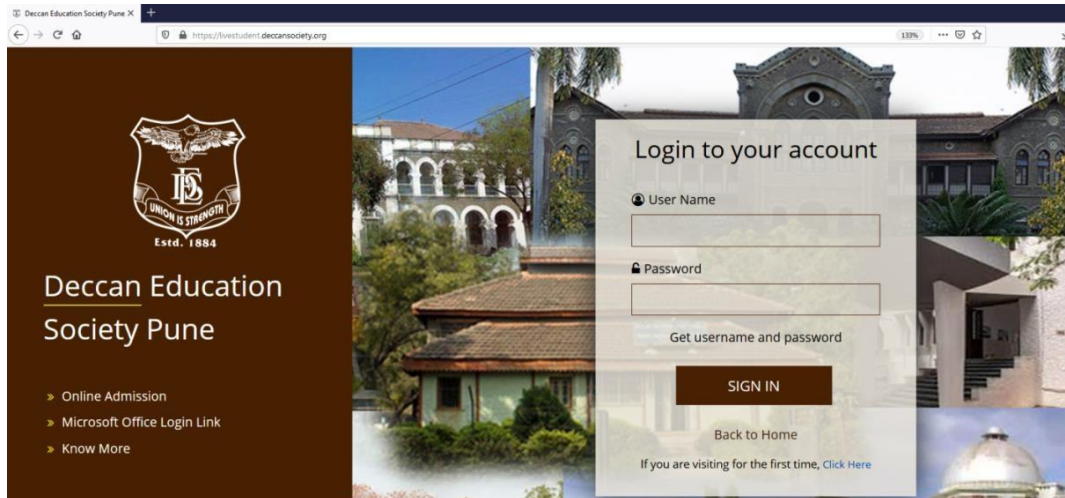
- There is no offline admission.
- Please keep your scanned Passport size Photograph, and Signature ready for upload. Do Not Upload Selfies in Photo.

### ADMISSION PROCESS STEPS:

Step 1	<b>Visit website:</b> <a href="https://livestudent.deccansociety.org">https://livestudent.deccansociety.org</a> Use Laptop or Desktop to access website. All features are not available via Mobile.
Step 2	For Login Credentials, if you already know <b>Username and Password</b> use that or else Click on Get Username and Password. Enter your registered Email ID or Mobile No. After this you will get your login credentials via email or SMS which is selected by you.
Step 3	From the left-hand side menu click on “ <b>Online Registration</b> ”.
Step 4	Edit <b>Personal Details</b> and Click on “Save & Next”
Step 5	Edit <b>Address Details</b> and Click on “Save & Next”
Step 6	Edit <b>Photo</b> (size 500 kb in JPG format) and <b>Signature</b> (size 300 kb) Details and Click on “Save & Next”
Step 7	Check your “Exam Details “ and Click on “Save & Next“
Step 9	Please upload the mentioned documents
Step 10	Check form filled by Clicking on <b>PREVIEW</b> button, go back and make changes if required. IF no changes click on <b>CONFIRM</b> button.
Step 11	Click on “ <b>Print Application</b> ” button. After taking the print out the student and parent should sign the end of the admission form at the place provided and submit it along with the required documents to the college after lockdown and the college start functioning normally after the lockdown.
Step 12	Click on “ <b>Payable Fees</b> ” button. For payment of fees. Please do the payment to confirm your admission.

For admission related queries contact via email on [juniorcollege@bmcc.ac.in](mailto:juniorcollege@bmcc.ac.in)  
Office No. 020 67656205 or 9404225104 & for academic consultant  
8857906501( Supervisor ) (from 10.30 am to 5.30 p.m. only)

- Log on to <https://lvestudent.deccansociety.org>
- User ID and password is already provided by College.



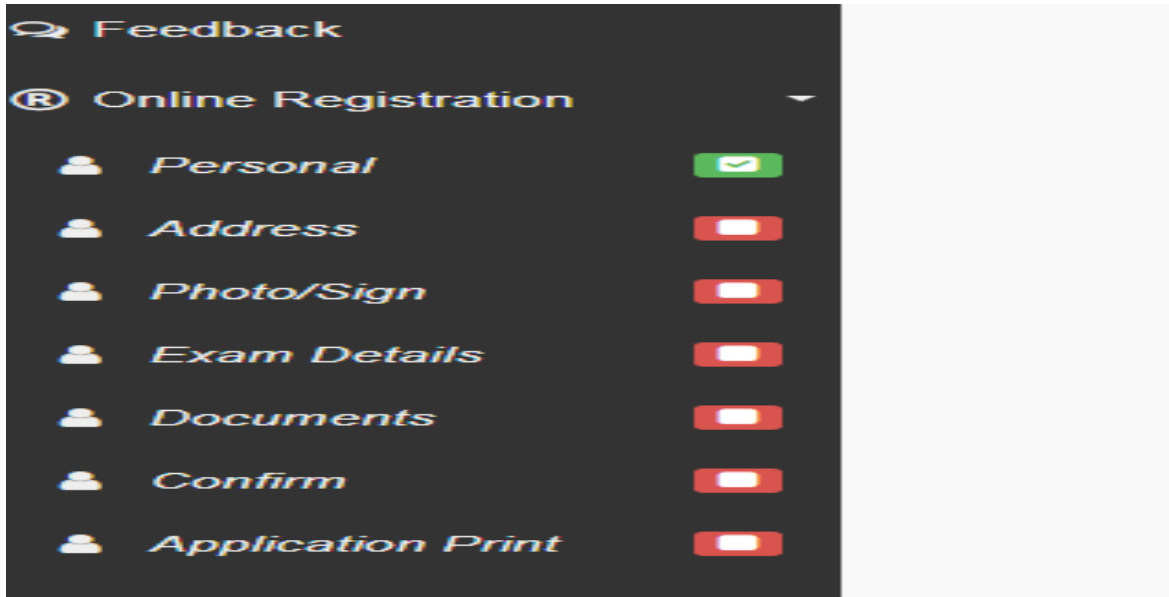
- Enter Your Registered Mobile Number.

A screenshot of a web form titled 'Get Username and Password'. It includes a yellow warning box stating 'Password will be send on registered mobile number!'. Below this is a text input field with the placeholder 'Enter registered mobile number'. A red 'Send Password' button is located at the bottom right of the form.

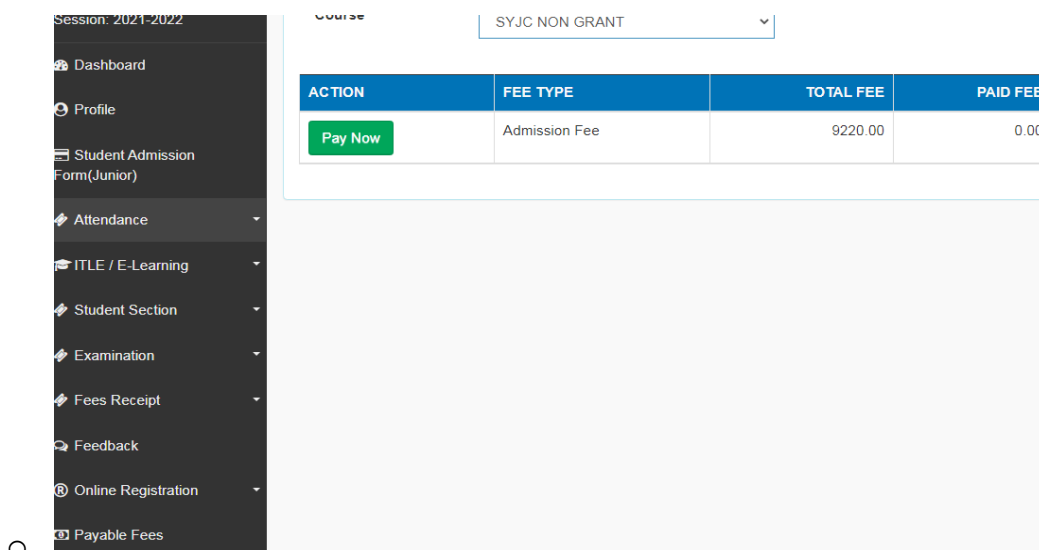
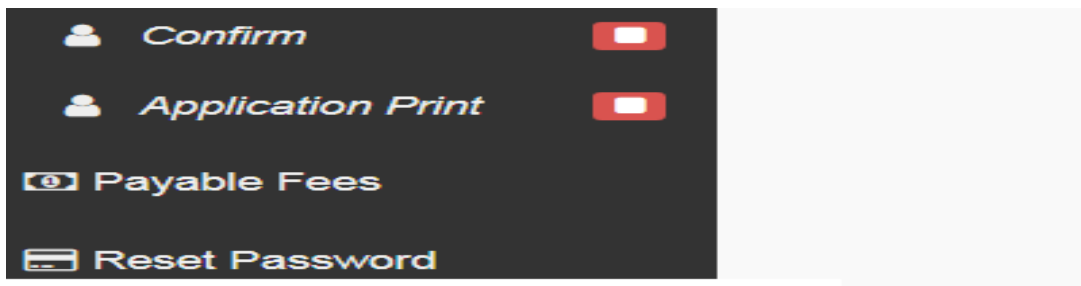
### Reset Password

A screenshot of a 'Reset Password' form. It contains three input fields: 'Old Password', 'New Password', and 'Confirm Password'. The 'New Password' field contains the text '1615465456|' and has a green 'Verify' button to its right. The 'Confirm Password' field contains a series of hash symbols and also has a green 'Verify' button. Below the fields is a blue 'I Agree' button with a checkmark icon. A line of text reads: 'By clicking **Reset Password**, you agree to the Terms and Conditions set out by this site, including our Cookie Use.' At the bottom is a large blue 'Reset Password' button.

- Click on “Online Registration”
- Fill Personal, Address, Photo/Sign, Exam Details, Documents



- Click on “Payable Fees”



➤ Click on “**Print Application**” button

Online Registration --> Application Reprint

**Congratulations:** You are successfully registered!

**Note:** You can not update data once confirmed!

[Print Application](#)

➤ Click on “**Payable Fees**” button

Session: 2021-2022

- Dashboard
- Profile
- Student Admission Form(Junior)

Course \* SYJC NON GRANT

ACTION	FEE TYPE	TOTAL FEE	PAID FEE	CURRENT FEE
<a href="#">Pay Now</a>	Admission Fee	9220.00	0.00	9220.00